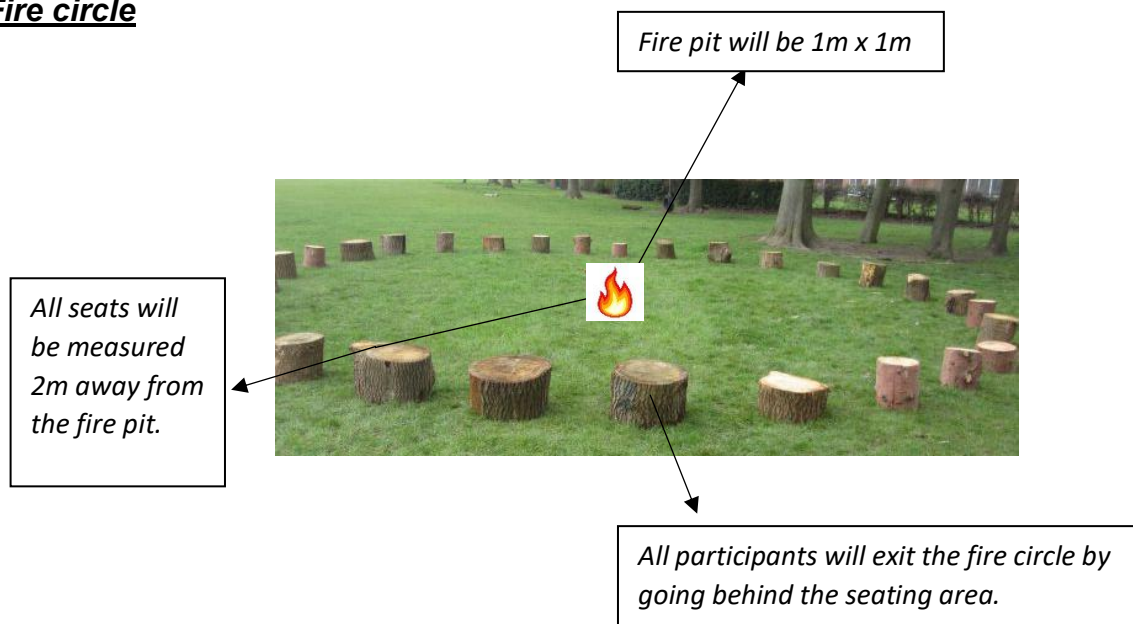


Fire Safety

I am going to look for the following;

- Permission from the landowner.
- Risk Assessment for the fire and participants.
- Good access & emergency evacuation.
- Flat ground with an open canopy above.
- Fauna & Flora – Check for rare plants around the area, animal habitats that could be destroyed or disturbed by fire pit construction, fire use and fire activities.
- Investigate the ground and soil – Looking for a space on site that is made up of clay, stony soil, brown muddy soil as this terrain has a low flammable risk, when choosing the best place from my site I am looking to stay away from peaty, light, fluffy, woody grounds and also leaf litter as this is more of a high flammable risk. If I use a fire bowl during any fire sessions the terrain will be carefully investigated and built appropriately.
- I will also keep my neighbours in consideration, I will not have my fire pit near their house, gardens, fence line or parking areas.

Fire circle



PPE around the Fire Circle








Fire Lighting

To begin with we need to find lots of tinder, this should include silver birch bark, fluffy seed heads, dead grasses, dead bracken leaves and cotton wool. Also to include dead nettles, bracken, rose bay willow, cow parsley, as well as any other dry hollow stemmed plants.

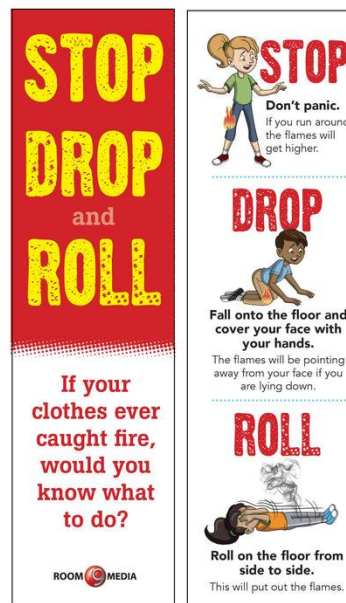
To add more fuel to the fire I will make sure I collect materials which are standing or hanging dead wood, and makes a nice snap sound when broken. It should have no green flesh under the bark as this would indicate it is greenwood. I will then prepare my materials in order to make sure I have different layers for my fire to succeed.



Step by Step guide.



This poster will be around the fire circle at all times for all participants to be aware and understand what to do if they was on fire.



To reduce the risk of any participant to catch fire we will have a ratio of 1:1 supervision when participant are tending the fire or cooking.

<https://muddyfaces.co.uk/activities/bushcraft-survival/fires-fire-area-preparation>

<https://www.room9media.co.uk/products/stop-drop-and-roll-bookmarks>